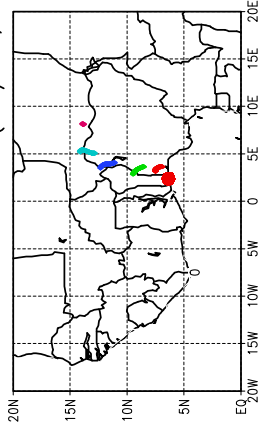
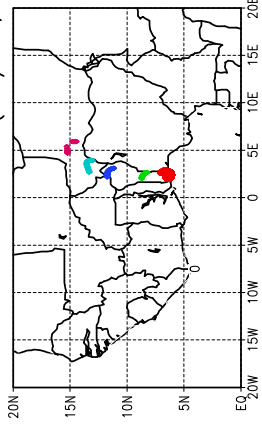


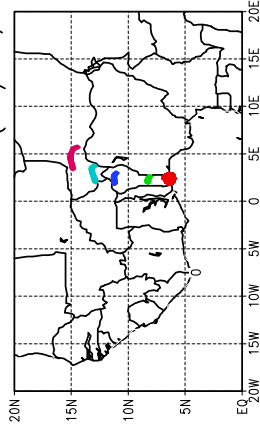
Ballons laches a J+12 h (11/05, 00 UTC)



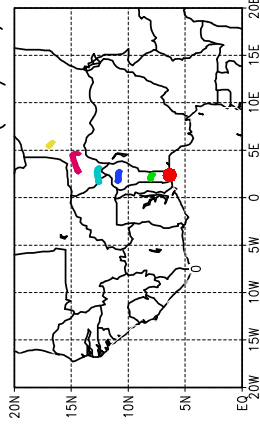
Ballons laches a J+18 h (11/05, 6 UTC)



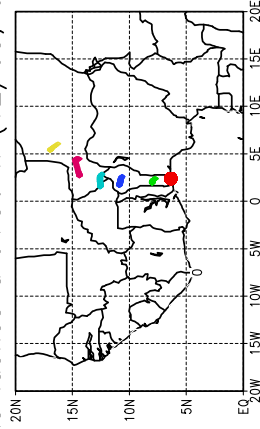
Ballons laches a J+24 h (11/05, 12 UTC)



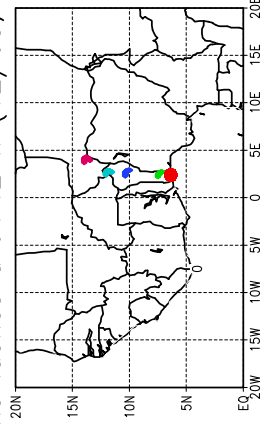
Ballons laches a J+30 h (11/05, 18 UTC)



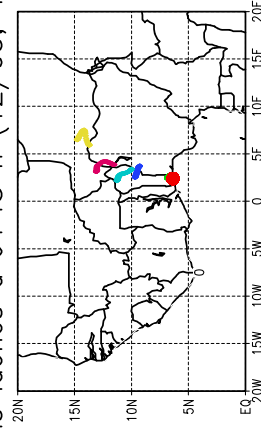
Ballons laches a J+36 h (12/05, 00 UTC)



Ballons laches a J+42 h (12/05, 6 UTC)



Ballons laches a J+48 h (12/05, 12 UTC)

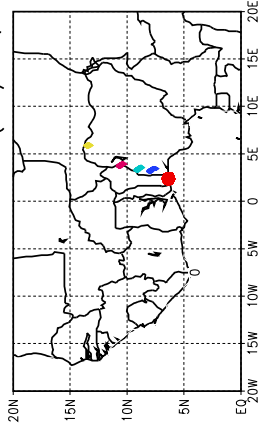


Jour J des Previs Meteo : 10/05/2006 (12 UTC)
 Densite : $d = 1.06$

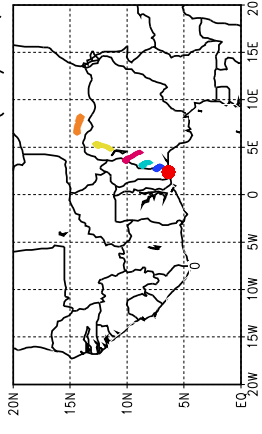
Positions a 12 UTC, le

11/05	16/05
12/05	17/05
13/05	18/05
14/05	19/05
15/05	

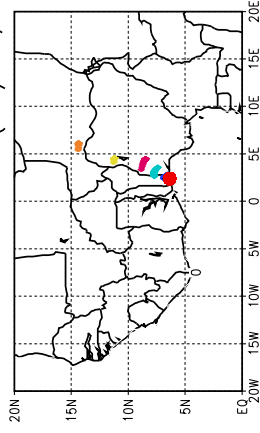
Ballons laches a J+60 h (13/05, 00 UTC)



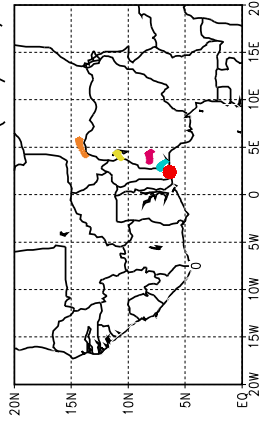
Ballons laches a J+66 h (13/05, 6 UTC)



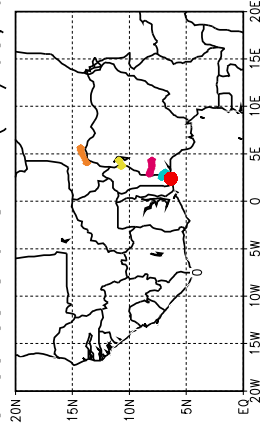
Ballons laches a J+72 h (13/05, 12 UTC)



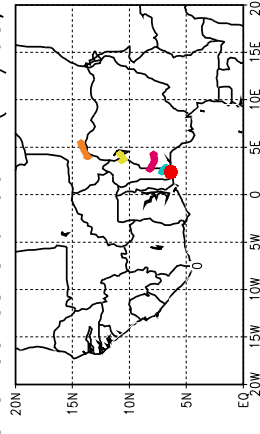
Ballons laches a J+78 h (13/05, 18 UTC)



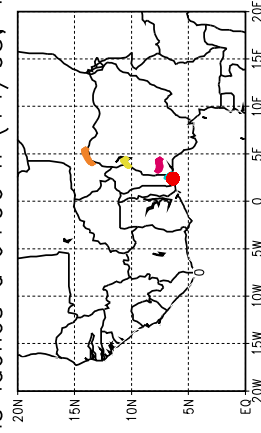
Ballons laches a J+84 h (14/05, 00 UTC)



Ballons laches a J+90 h (14/05, 6 UTC)



Ballons laches a J+96 h (14/05, 12 UTC)



Jour J des Previs Meteo : 10/05/2006 (12 UTC)
Densite : $d = 1.06$

Positions a 12 UTC, le

13/05	18/05
14/05	19/05
15/05	20/05
16/05	21/05
17/05	